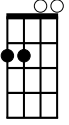


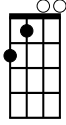
Easiest Sus4 Routine

M. Ryan Taylor of UkulelePlay.com

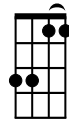
A sus



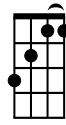
A



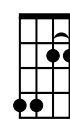
B \flat sus



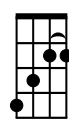
B \flat



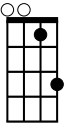
B sus



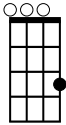
B



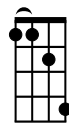
C sus



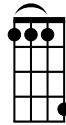
C



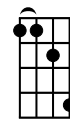
D \flat sus



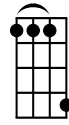
D \flat



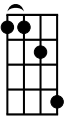
D sus 2fr.



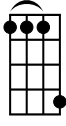
D 2fr.



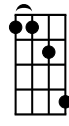
E \flat sus 3fr.



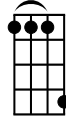
E \flat 3fr.



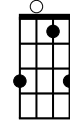
E sus 4fr.



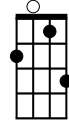
E 4fr.



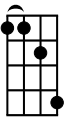
F sus



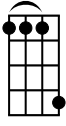
F



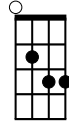
F \sharp sus 6fr.



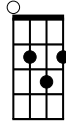
F \sharp 6fr.



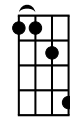
G sus



G



A \flat sus 8fr.



A \flat 8fr.

